



10 Quick DIY Home Improvement Tips by Aggarwal Electricals


1. Fix a Loose Switchboard

 Turn off the main power, tighten screws with a screwdriver, and replace old switches with new ones from Aggarwal Electricals.


2. Unclog a Sink Easily

 Pour boiling water, then a mix of baking soda and vinegar. Rinse with hot water for a clean drain.


3. Replace a Fused Bulb

 Switch off power, let the bulb cool, twist it out, and replace it with a new LED bulb.

4. Stop a Leaky Tap

 Turn off the water, unscrew the tap, replace the washer, and enjoy a drip-free tap.


5. Install a Wall Shelf

 Measure, drill holes, secure brackets, and mount your shelf using quality tools from our shop.


6. Tighten Door Handles

 Unscrew the cover, tighten screws, and fix those wobbly handles quickly!


7. Seal Minor Pipe Leaks

 Turn off water, clean the area, wrap plumber's tape, and apply sealant.

8. Upgrade to LED Lights

 Swap old bulbs for energy-efficient LEDs for better lighting and lower bills.

9. Hang Frames Without Damage

 Use adhesive hooks or wall-friendly nails to avoid wall damage.

10. Maintain Your Water Heater

🔥 Drain the tank regularly, check for leaks or rust, and visit us for quality parts.

📍 For all your electrical, hardware, sanitary, and home care needs:

Aggarwal Electricals

Shop No.1, Tigaon road, Sai dham Marg, Sector- 86,
Faridabad, Haryana

📞 9811097499

📞 9643597499